


Painted Paper Art and Little Cloud by Eric Carle



Grade Level: **1**


Subjects: **reading, science, art**

Book: ***Little Cloud* by Eric Carle**

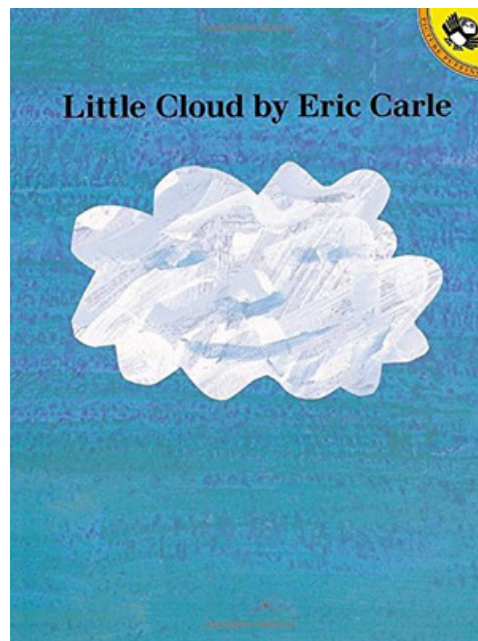
Supplies: **tempera paint, 9x12 construction paper, glue, rulers, scissors, pencils, paintbrushes and paint plates for mixing**

SOURCE: <https://www.paintedpaperart.com/2016/12/the-art-of-stories-little-cloud-by-eric-carle-vol-4>. Retrieved 01/19/22

WATCH: This simple instructional video so you can explain the project to students. <https://youtu.be/zDso3eORc58>



READ Eric Carle's *Little Cloud* with the class. Discuss the illustrations, noticing all of the shapes clouds can make.



SOURCE: <https://www.paintedpaperart.com/2016/12/the-art-of-stories-little-cloud-by-eric-carle-vol-4>. Retrieved 01/19/22



Have students **GATHER** supplies and **PAINT** their clouds. After the painted paper is dried, use a ruler and pencil and **CREATE** lines on the back of the paper.



Next, **CUT** on the lines to create strips and **CURL** around the end of a paintbrush or pencil. **GLUE** the curls together and form a cloud. (All the details are in the YouTube video.)

DISPLAY in your classroom!

SOURCE: <https://www.paintedpaperart.com/2016/12/the-art-of-stories-little-cloud-by-eric-carle-vol-4>. Retrieved 01/19/22