

5-Day Cloud Journal



Subjects: scientific observation, writing, and art

Materials: Attached printable pages for each students, pencils, (optional) cloud poster

Background: There are different types of clouds, each connected to different types of weather conditions. This journal encourages students to observe different kinds of clouds for themselves and to begin describing them in their own words and connecting the types of clouds to changing weather..


After they've completed their cloud journal, you can ask students to share some of the descriptive words they used and some of the differences they noticed between types of clouds (e.g. color, shape) as a way of building classroom vocabulary about clouds. It could also be a lead in to a related KWL. *NOTE:* If you have really consistent weather you can use the free CILC cloud poster available in the Maker Space as a prompt for the writing portion of the journal.



Cloud Journal

Day 1 Cloud Journal

Draw today's clouds.




Use words to describe today's clouds.

What else did you notice about today's weather?

Day 2 Cloud Journal

Draw today's clouds.




Use words to describe today's clouds.

What else did you notice about today's weather?

Day 3 Cloud Journal

Draw today's clouds.




Use words to describe today's clouds.

What else did you notice about today's weather?

Day 4 Cloud Journal

Draw today's clouds.




Use words to describe today's clouds.

What else did you notice about today's weather?

Day 5 Cloud Journal

Draw today's clouds.



Use words to describe today's clouds.

What else did you notice about today's weather?